

**CZECH HOP PRODUCTION: 4 843 T OF HOPS IN 2015***Production of hops in the Czech Republic in 2015*

Variety/ Region	Saaz(t)			Auscha(t)			Tirschitz(t)			Czech Rep. (t)		
	2015	2014	2013	2015	2014	2013	2015	2014	2013	2015	2014	2013
Saaz	2 894,0	4 045,6	3 377,1	495	542,4	476,4	514,0	569,3	512,2	3 903,0	5 157,4	4 365,6
Sládek	277	335,4	286,1	36	34,6	26,1	172,0	172,3	155,3	485,0	542,3	467,5
Premiant	137	182,9	197,4	54,8	81,1	73,1	76,0	89,9	86,5	267,8	353,9	357,0
Agnus	64	69,9	70,9	5,7	8,5	8,9	-	-	-	69,7	78,4	79,9
others	97,0	55,2	53,4	5,5	2,4	0,4	15,0	12,5	6,0	117,5	70,0	59,8
<b>Total</b>	<b>3 469,0</b>	<b>4 689,0</b>	<b>3 984,9</b>	<b>597</b>	<b>669</b>	<b>584,9</b>	<b>777,0</b>	<b>844,0</b>	<b>760,0</b>	<b>4 843,0</b>	<b>6 202,0</b>	<b>5 329,8</b>

Central Institute for Supervising and Testing in Agriculture (CISTA) announced the final crop results for 2015. The total hop harvest in the Czech Republic reached **4 843 t of hops**. Thus, the average yield reached **1,05 t/ha**. The crop of **Saaz variety in Saaz region** recorded a significant **drop by 1 152 t** in comparison to the previous year. Thus, the average yield of Saaz in Saaz region reached only **0,91 t/ha compared to 1,31 t/ha in 2014**.

The total production was **down by 1 359 t compared to 2014** and **by 487 t compared to 2013**.

The hop growers in the Czech Republic continued in the same trend from previous years and planted a number of hop plants in the autumn 2015. Nevertheless, the major part has been used for replanting old hop yards. Although all varieties were planted out, the Saaz variety recorded traditionally the majority share. **Bohemia Hop, a.s. together with CHMELARSTVI, cooperative Zatec** supported again very significantly the farmers in order to take advantage of high financial contribution for new plants. Hops from current acreage are sold out until 2019 and 2020 has been already contracted to a high level.

In the Saaz hop growing region the total hop production was **3 469 t**, in the Auscha hop growing region the total production was **597 t** and in the Tirschitz hop growing region the hop production was **777 t**.

### Saaz variety

The fine aroma variety - **Saaz** accounts for the largest share of the Czech hop production with **3 903 t** (2014 – 5 157; 2013 – 4 366 t). There were **2 894 t harvested in the Saaz** hop growing region (2014 – 4 046 t), **495 t harvested in the Auscha** hop growing region (2014 – 542 t) and **514 of Saaz variety harvested in the Tirschitz** hop growing region (2014 – 569t).

### Aroma varieties Sladek and Premiant and bitter variety Agnus

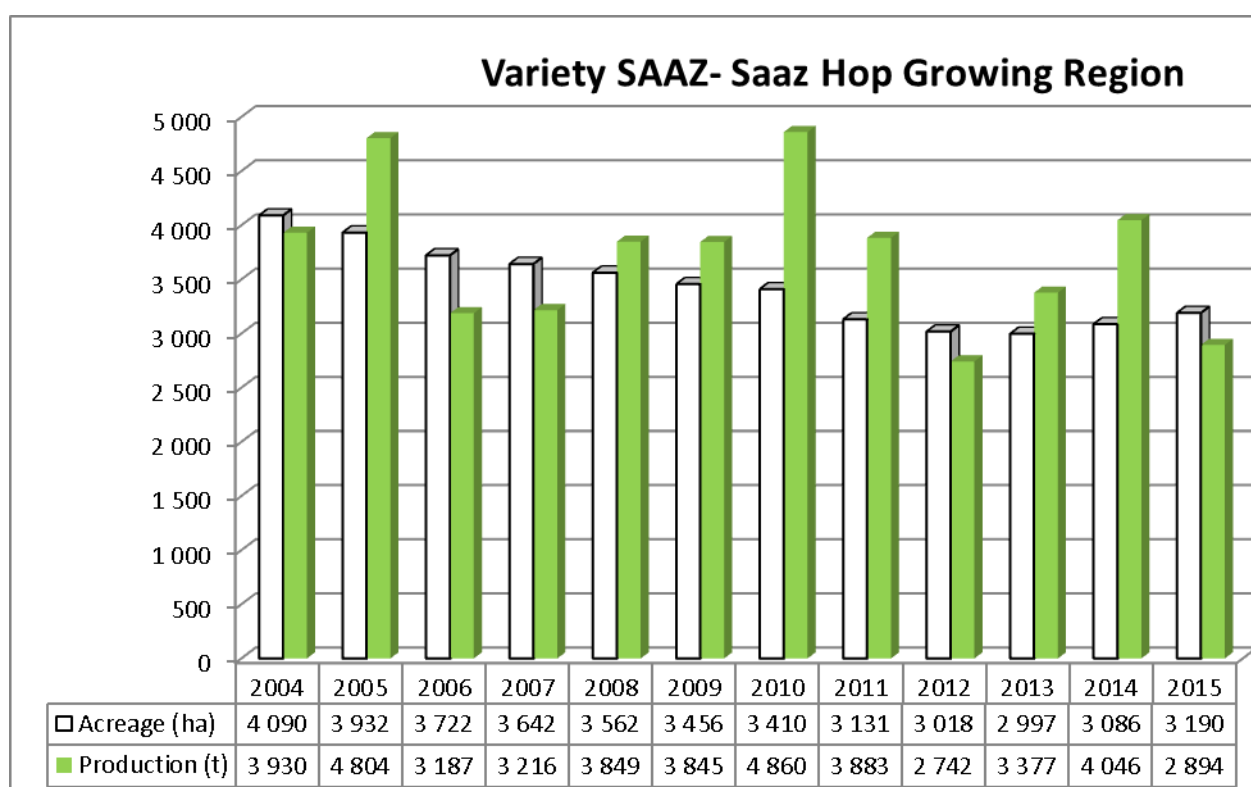
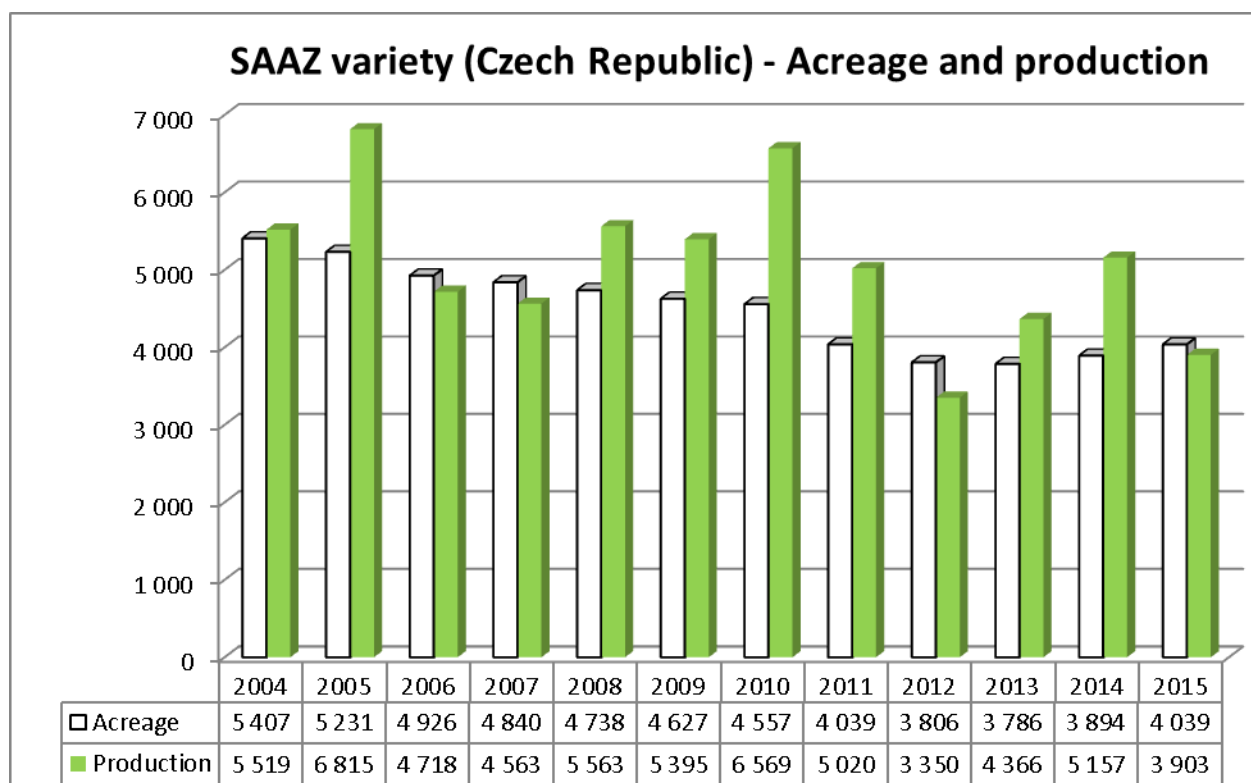
The aroma variety **Sladek** accounted for **485 t** (2014 – 542 t; 2013 – 467,5 t; 2012 – 402 t; 2011 – 487 t; 2010 - 538 t). The production of aroma variety **Premiant** was **268 t** (2014 – 354 t; 2013 – 357 t; 2012 – 345 t; 2011 – 467 t; 2010 - 502 t) and the production of the bitter variety **Agnus 70 t**.

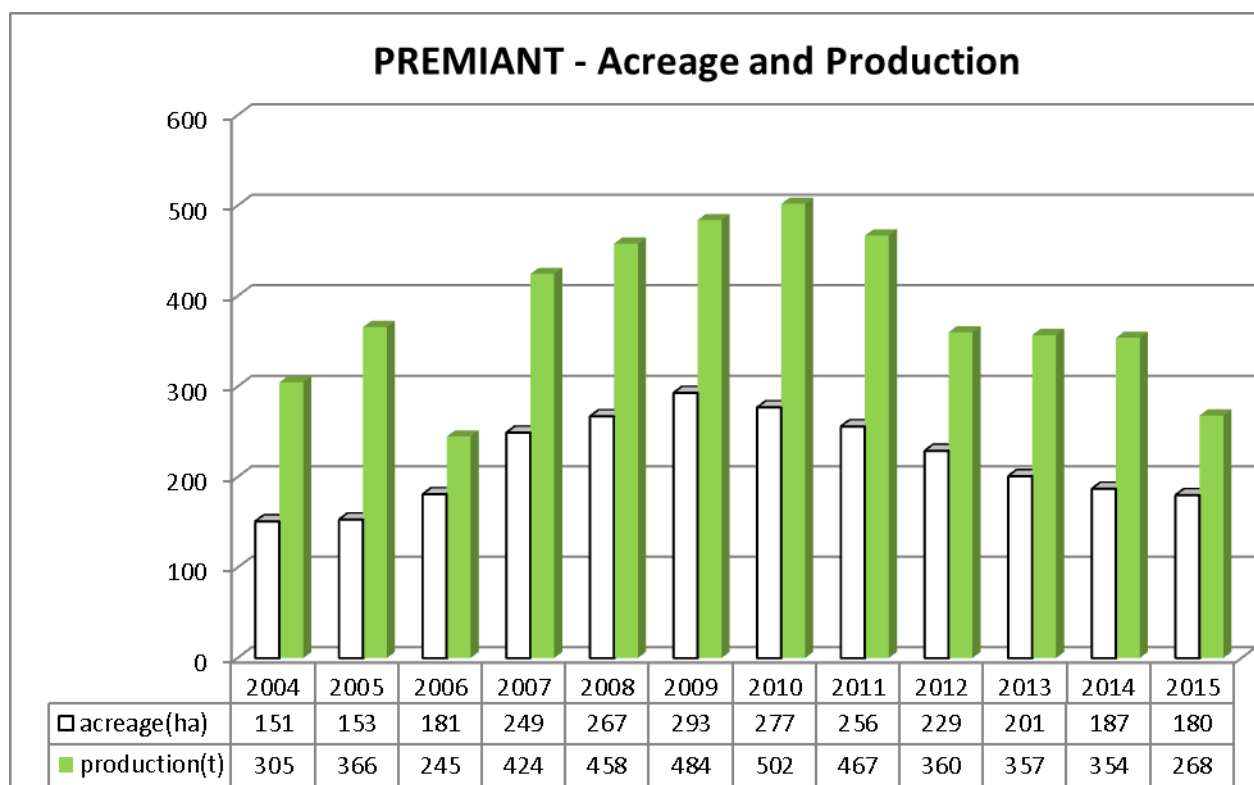
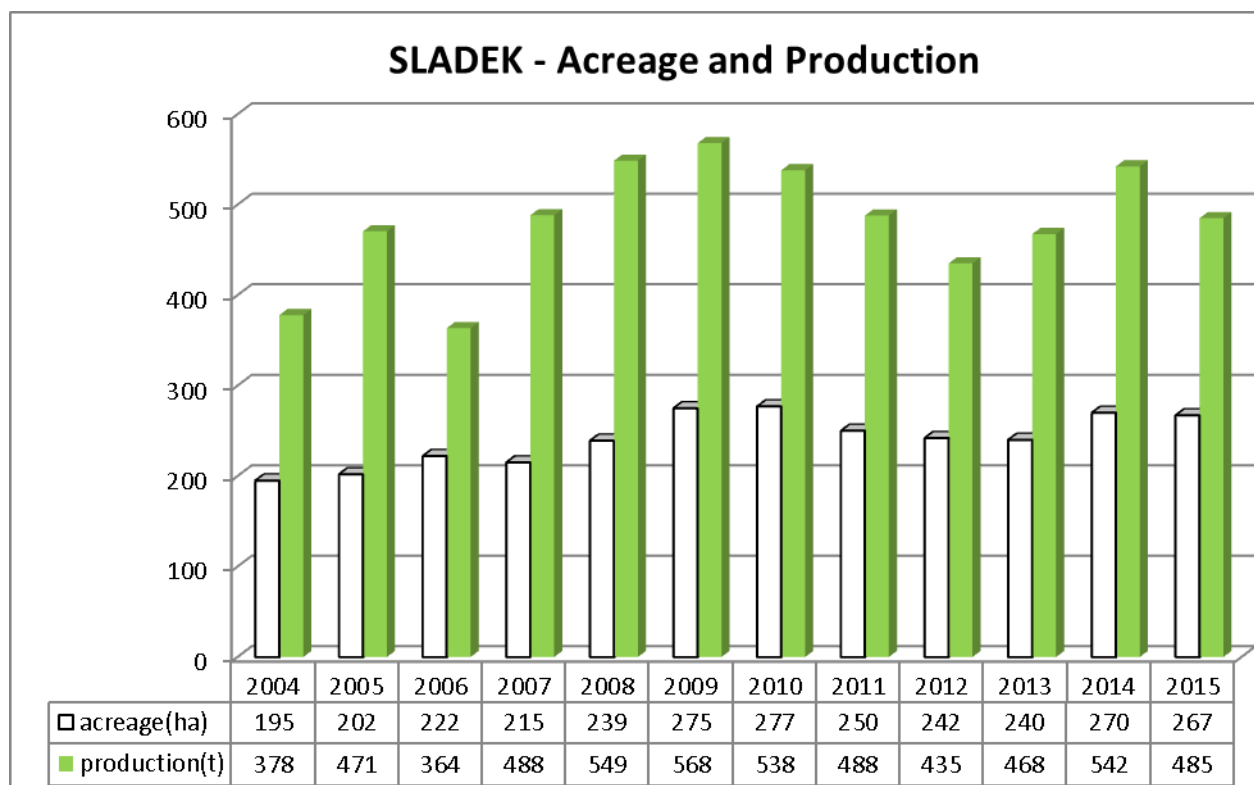
### Content of alpha bitter acids

The quality of the crop can be regarded as good as the to the plant health but deeply below average with regards to alpha acid content. Year-on-year difference of **absolute alpha volume is expected to be down by 50% (120 – 130 t)** compared to the last crop.



### Graphs:



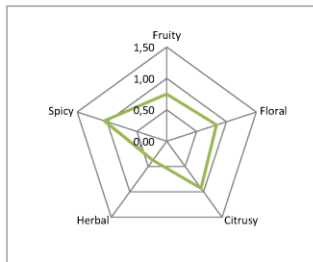




**SENSORY PROFILE OF CZECH HOP VARIETIES**

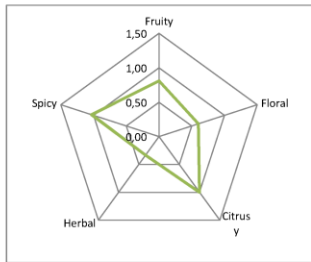
**SAAZ**

Fruity	Floral	Citrusy	Herbal	Spicy
0.75	0.84	0.93	0.38	1.05



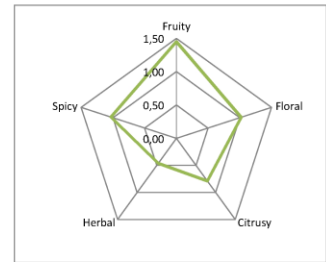
**SAAZ LATE**

Fruity	Floral	Citrusy	Herbal	Spicy
0.81	0.60	1.00	0.33	1.03



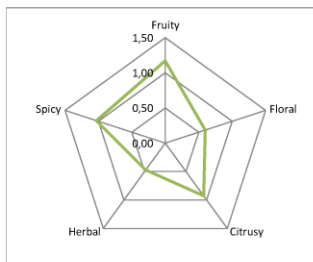
**PREMIANT**

Fruity	Floral	Citrusy	Herbal	Spicy
1.45	1.02	0.79	0.46	1.03



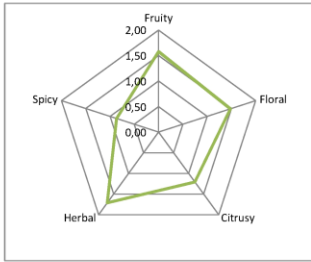
**SLADEK**

Fruity	Floral	Citrusy	Herbal	Spicy
1.17	0.60	0.93	0.48	1.03



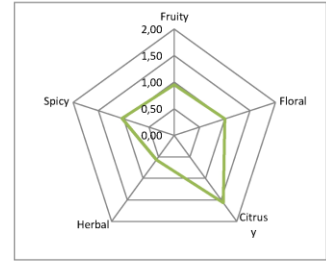
**HARMONIE**

Fruity	Floral	Citrusy	Herbal	Spicy
1.58	1.48	1.21	1.71	0.87



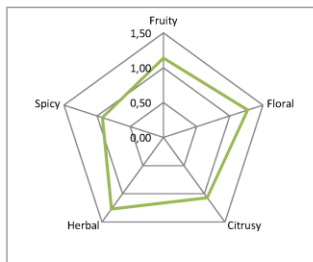
**AGNUS**

Fruity	Floral	Citrusy	Herbal	Spicy
0.95	1.00	1.57	0.57	1.03




**BOHEMIE**

Fruity	Floral	Citrusy	Herbal	Spicy
1.14	1.27	1.07	1.27	0.92




**KAZBEK**

Fruity	Floral	Citrusy	Herbal	Spicy
1.00	0.88	1.36	0.58	1.00



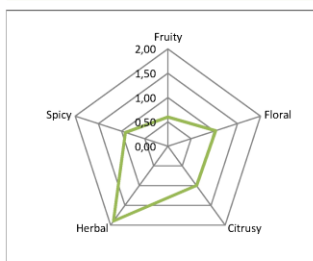
**BOR**

Fruity	Floral	Citrusy	Herbal	Spicy
0.96	0.92	1.00	0.45	1.05



**RUBIN**

Fruity	Floral	Citrusy	Herbal	Spicy
0.60	1.03	1.00	1.90	0.92



**VITAL**

Fruity	Floral	Citrusy	Herbal	Spicy
2.00	1.49	1.36	1.34	0.78

